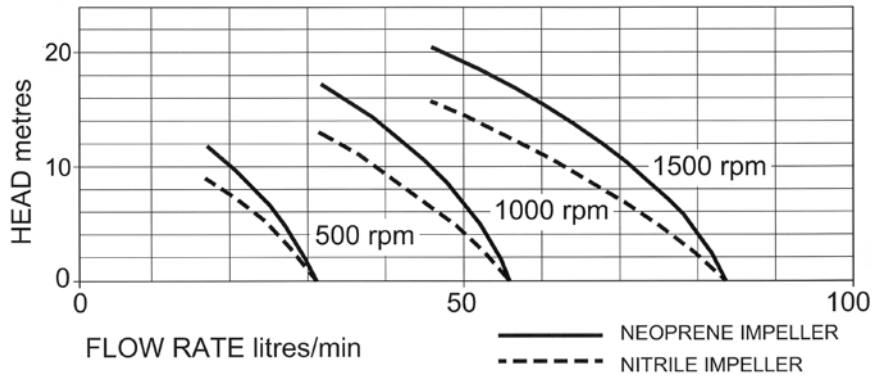


PERFORMANCE:

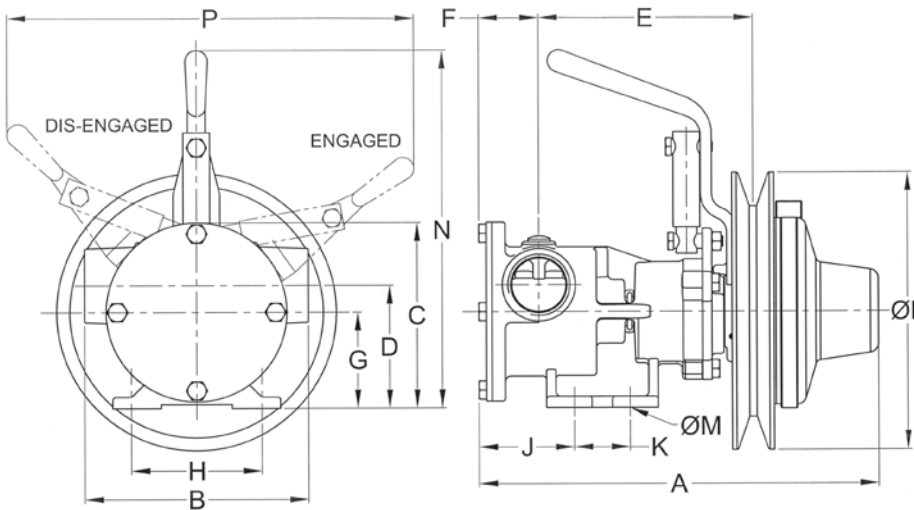


MODEL	Maximum flow rate		Maximum head	
	l/min	gall/min	metres	feet
51580-2**1	82	18	20	65
51580-2**3	82	18	18	59

Max Power absorbed 550 watt at 1500rpm

DIMENSIONS:

WEIGHT: 6.3 Kg



A	B	C	D	E	F	G	H	J	K	L	M	N	P
198	120	101	67	115	32	52	70	51	30	Ø150	Ø10	193	218

MATERIALS OF CONSTRUCTION:

Body	Bronze
Impeller	Neoprene or oil resistant Nitrile
Wearplate	Replaceable
Shaft	Stainless steel type 316
Shaft seal	Mechanical carbon/ceramic
Bearings	Twin row, ball type
Port type	1" BSP to BS21 (DIN2999)
Clutch type	Manual – Self adjusting
Pulley	150mm dia A or B section

MODELS:


- 51580-2001 Neoprene Impeller
- 51580-2003 Nitrile Impeller
- 51580-2021 Neoprene Impeller, High pressure



a xylem brand

BRONZE FLEXIBLE IMPELLER - MANUAL CLUTCH

51580 SERIES



PUMP with 1" BSP PORTS

- * Constructed from marine quality bronze and stainless steel
- * Self-prime from dry up to 2.4m
- * Easy to service and maintain
- * Will tolerate abrasive wear
- * Handles hard and soft solids without clogging
- * Can pump in either direction
- * Will not airlock

Xylem Water Solutions UK Ltd
 Bingley Road
 Hoddesdon
 Hertfordshire • EN11 0BU UK

Tel: +44 (0)1462 480380
 Fax: +44 (0)1462 482422
 mail@cleghorn.co.uk
 www.jabscoshop.com

